

NESTLÉ COCOA PLAN

Annual Progress Report Summary 2024

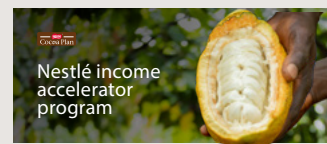
Since 2009, the *Nestlé Cocoa Plan* has positively impacted cocoa-farming families across our three pillars: Better Farming, Better Lives, Better Cocoa. By the end of 2025, we aim to achieve 100% cocoa sourced through the *Nestlé Cocoa Plan*.¹

In 2024, we made significant progress toward our goal, sourcing 88.9%¹ of our cocoa through the program. We also engaged with more than 8 000 new farmers – bringing the total to 187 454 – equipping them with training and resources to help improve yields and livelihoods.

Every year, we report on our progress alongside our measurement and evaluation partners: the [Rainforest Alliance](#), [International Cocoa Initiative](#) and [KIT Institute](#).

INCOME ACCELERATOR PROGRAM

The Nestlé income accelerator program engages more than 30 000 cocoa-farming families in Côte d'Ivoire and Ghana, aiming to reach, where relevant, an estimated 160 000 families.



[Discover](#) the reports

BETTER FARMING

Providing training and resources to help farmers improve yields and livelihoods

1737 740

forest and fruit trees distributed to cocoa farmers²

34 039 HECTARES

of cocoa fields pruned by dedicated pruning groups as part of the income accelerator program³

BETTER LIVES

Improving social conditions, promoting women's empowerment to advance gender equality and household revenues, and enabling access to quality education

123 953

households⁴ covered by our Child Labor Monitoring and Remediation Systems (CLMRS) to prevent and address child labor risks

96 580

children⁵ supported through prevention and remediation actions as part of the CLMRS

27 494

members of Village Savings & Loan Associations (VSLAs) in Côte d'Ivoire⁶

BETTER COCOA

Building a more transparent and traceable supply chain, continuing to develop certification and verification, and promoting forest positive actions towards better quality cocoa

88.9%

of cocoa sourced through the *Nestlé Cocoa Plan*¹

297 913

tonnes of cocoa sourced through the *Nestlé Cocoa Plan*

187 454

farmers in the *Nestlé Cocoa Plan*

1. The percentage of cocoa sourced through the Nestlé Cocoa Plan includes volumes of Rainforest Alliance-certified mass balance cocoa. It also includes verified Nestlé Cocoa Plan volumes and farm data provided by suppliers. Period is October 2023 to September 2024.

2. Source: [Nestlé Non-Financial Statement 2024](#)

3. Source: [Income Accelerator Program 2025](#)

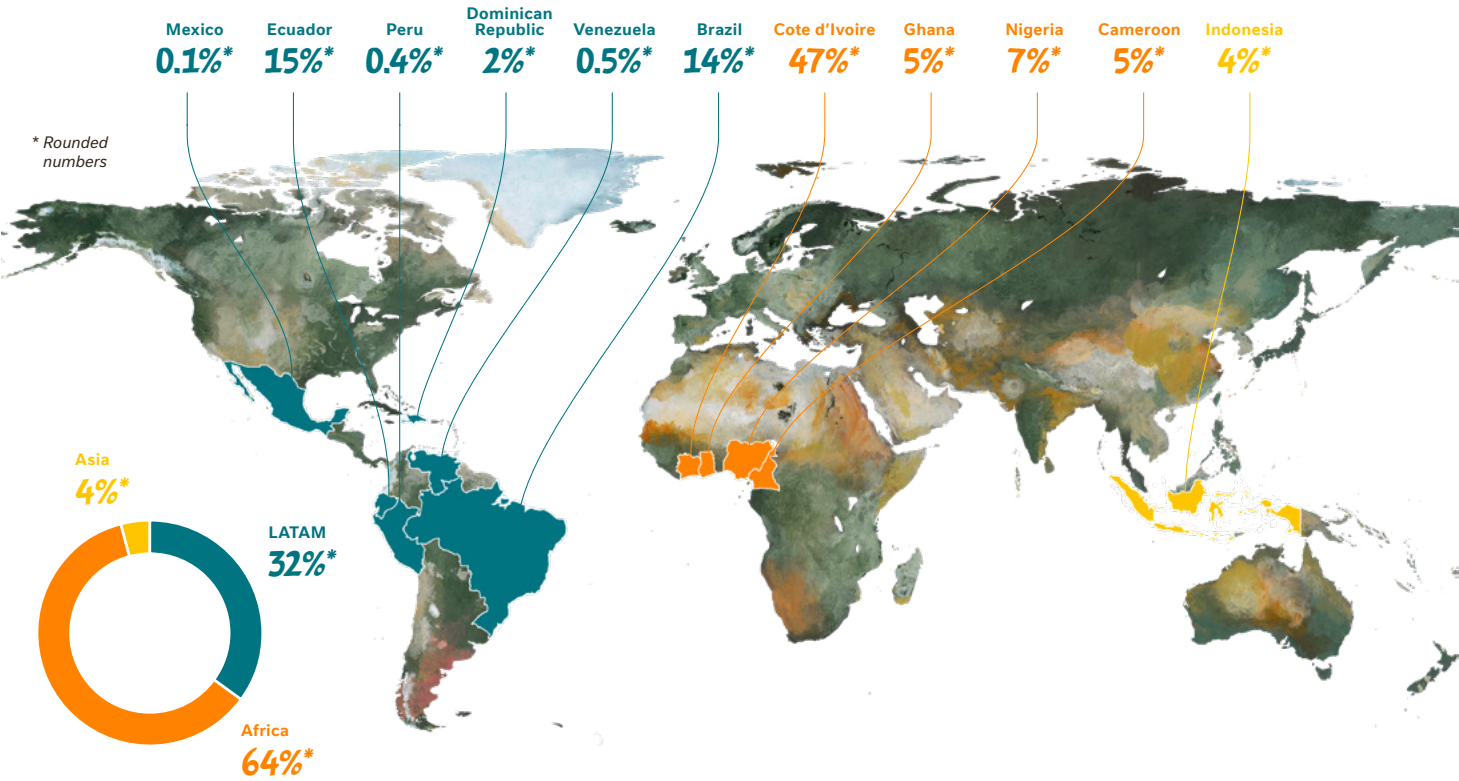
4. Source: [Nestlé Non-Financial Statement 2024](#). Households who entered between 2012 and 2024 and who are still in the Nestlé Cocoa Plan as of December 31, 2024.

5. Source: [Nestlé Non-Financial Statement 2024](#). Children having received support from January 1 to December 31, 2024. The methodology has changed in 2024, and the data is not comparable with previous years.

6. Source: [Cocoa Forest Initiative progress report 2025](#)

ORIGINS OF COCOA SOURCED THROUGH THE NESTLÉ COCOA PLAN

In 2024, the Nestlé Cocoa Plan engaged with more than 187 000 cocoa-farming families across 11 origin countries, sourcing a total of almost 298 000 tonnes of cocoa.



88.9% of cocoa sourced through the Nestlé Cocoa Plan in 2024*

* The percentage of cocoa sourced through the Nestlé Cocoa Plan includes volumes of Rainforest Alliance-certified mass balance cocoa. It also includes verified Nestlé Cocoa Plan volumes and farm data provided by suppliers. Period is October 2023 to September 2024.



A COLLABORATIVE APPROACH

The *Nestlé Cocoa Plan* is building on more than 15 years of experience in the field with the support of our partners.

We work hand-in-hand with expert organizations that help us measure and evaluate the impact of our actions across key areas: forest protection and restoration, improved livelihoods for cocoa-farming families, community development, and access to education.

These partnerships demonstrate the power of collaboration in both delivery and assessment. Supported by the *Nestlé Cocoa Plan* team, our work also relies on close engagement with cocoa-farming families, cooperatives, local communities, suppliers, and public institutions.

In Côte d'Ivoire, for example, we work with the Ministère des Eaux et Forêts (MINEF) and the Société de développement des Forêts (SODEFOR) to support key forest protection and restoration efforts around the Cavally Forest Reserve.



Some of our key partners



The **Rainforest Alliance** not only certifies all the cocoa we source, but actively monitors and evaluates the *Nestlé Cocoa Plan*.

[Learn more](#) about the Rainforest Alliance



The **KIT Institute** assesses and measures the impact of the income accelerator program, enabling us to adapt our approach and deliver activities efficiently.

[Learn more](#) about the KIT Institute



Our work with the **International Cocoa Initiative (ICI)** focuses on developing and implementing the Child Labour Monitoring and Remediation System (CLMRS), an industry-recognized framework that we launched together in 2012. This tool helps identify children at risk of child labor, raising awareness and helping them and their families where we find issues.

[Learn more](#) about the International Cocoa Initiative (ICI)

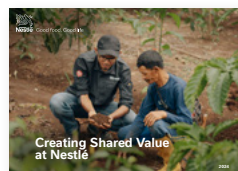


Earthworm Foundation is a non-profit organization driven by the desire to positively impact the relationship between people and nature. We began working with them (alongside the Ivorian government) in 2020, with the aim of restoring the Cavally Forest Reserve.

[Learn more](#) about the Earthworm Foundation

Further reading

For more information on the *Nestlé Cocoa Plan*, and on sustainability at Nestlé, please see our other recent publications.



[Nestlé Creating Shared Value 2024](#)



[Cocoa Progress Reports](#)



[Rainforest Alliance and Nestlé Cocoa Plan - Monitoring and Evaluation Highlights 2017-2024](#)



[Nestlé Non-Financial Statement 2024](#)



2024 PERFORMANCE

Our Key Performance Indicators are presented across the *Nestlé Cocoa Plan's* three strategy pillars: Better Farming, Better Lives and Better Cocoa.

The data presented in this report covers the calendar year January 1 – December 31, 2024, and were collected by the Rainforest Alliance and the International Cocoa Initiative. This is the second consecutive year we report on five countries of origin – Brazil, Côte d'Ivoire, Ecuador, Ghana and Mexico.

Better Farming	2021	2022	2023	2024
Farmers in Brazil	-	-	4256	5795
Farmers in Cameroon	-	-	7217	2115
Farmers in Côte d'Ivoire	73402	84718	121938	127419
Farmers in Ecuador	-	-	6110	11728
Farmers in Ghana	18258	16319	17301	19226
Farmers in Indonesia	-	-	12234	9328
Farmers in Mexico	-	-	3000	356
Farmers in Nigeria	-	-	6364	7670
Farmers in Venezuela	-	-	979	1190
Farmers in Dominican Republic	-	-	-	1900
Farmers in Peru	-	-	-	727
Data only available for Côte d'Ivoire and Ghana				
Percentage of farmers considered to have adopted at least four Good Agricultural Practices (GAPs) to a satisfactory standard – Côte d'Ivoire ¹	33%	27%	52%	55.9%
Percentage of farmers considered to have adopted at least four GAPs to a satisfactory standard – Ghana ¹	42%	13%	11%	17.9%

Better Lives	2021	2022	2023	2024
Covering only Côte d'Ivoire and Ghana				
Number of households covered by the CLMRS to prevent and address child labor risks ²	80029	82422	108810	123953*
Total number of children who have received support through prevention and remediation actions as part of the CLMRS ²				96580**
Number of children who reported no longer engaging in potentially hazardous activities as part of the CLMRS ²	7045	8974	12135	26857***
<small>** Households who entered between 2012 and 2024 and who are still in the Nestlé Cocoa Plan as of December 31, 2024. ** Total number of children who received support through prevention and remediation actions as part of the CLMRS. Methodology changed in 2024 and data are not comparable with previous years. ***Cumulative number since the implementation of the CLMRS in 2012</small>				

Better Cocoa	2021	2022	2023	2024
Tonnes of cocoa sourced annually through the <i>Nestlé Cocoa Plan</i> ²	198000	254000	287783	297913
<i>Nestlé Cocoa Plan</i> cocoa as a percentage of total Nestlé cocoa ²	50.6%	68.3%	85.5%	88.9%
Number of farmers in the <i>Nestlé Cocoa Plan</i> ²	152236	157157	179399	187454
Average yield <i>Nestlé Cocoa Plan</i> farm in Côte d'Ivoire (kg/ha) ¹	635	541	594	502
Average yield <i>Nestlé Cocoa Plan</i> farm in Ghana (kg/ha) ¹	464	412	444	361
Average yield <i>Nestlé Cocoa Plan</i> farm in Brazil (kg/ha) ¹	-	-	860	647
Average yield <i>Nestlé Cocoa Plan</i> farm in Ecuador(kg/ha) ¹	-	-	698	698
Average yield <i>Nestlé Cocoa Plan</i> farm in Mexico (kg/ha) ¹	-	-	289	261

1 Source: Rainforest Alliance and Nestlé Cocoa Plan - Monitoring and Evaluation Highlights 2017-2024

2 Source: Nestlé Non-Financial Statement 2024